



PARKITECT

MODULAR PUMPTRACK

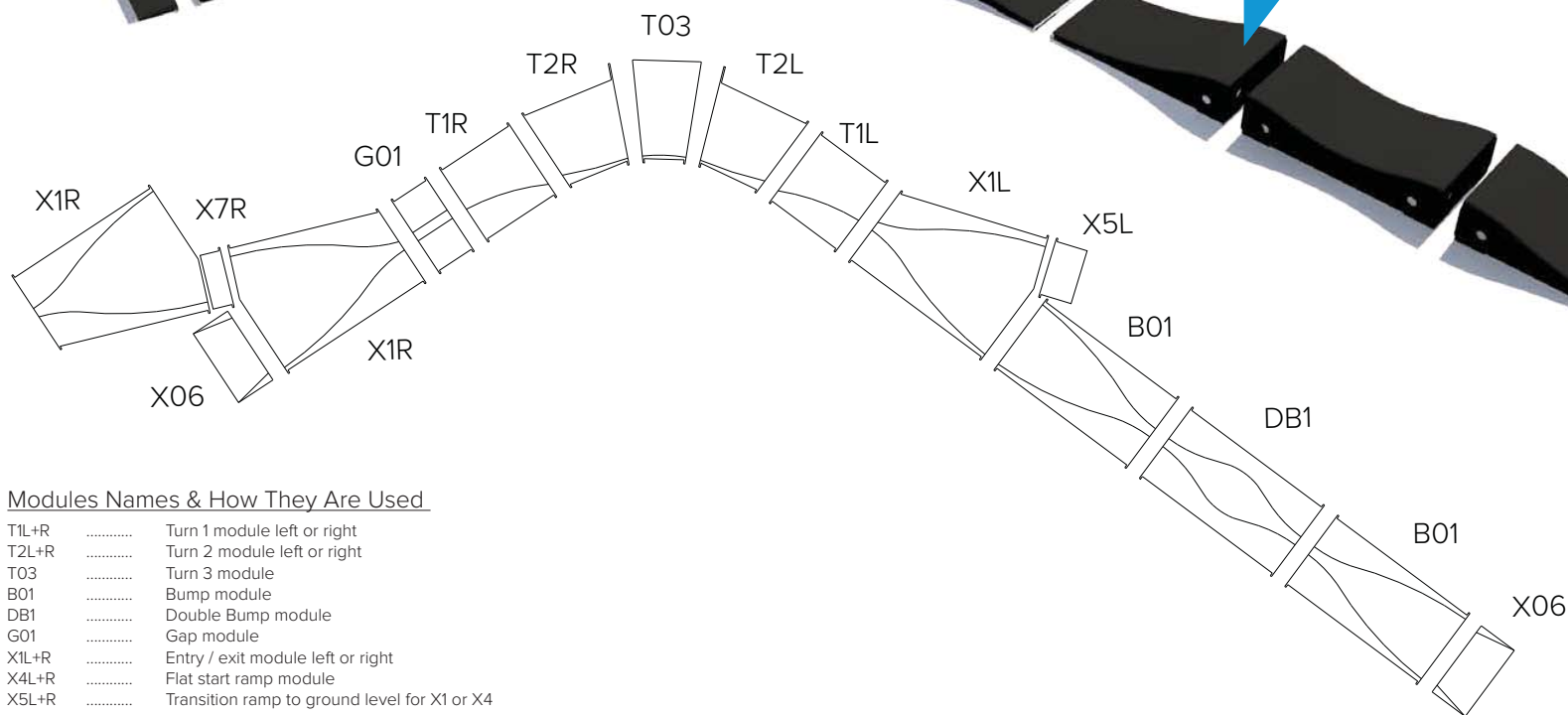
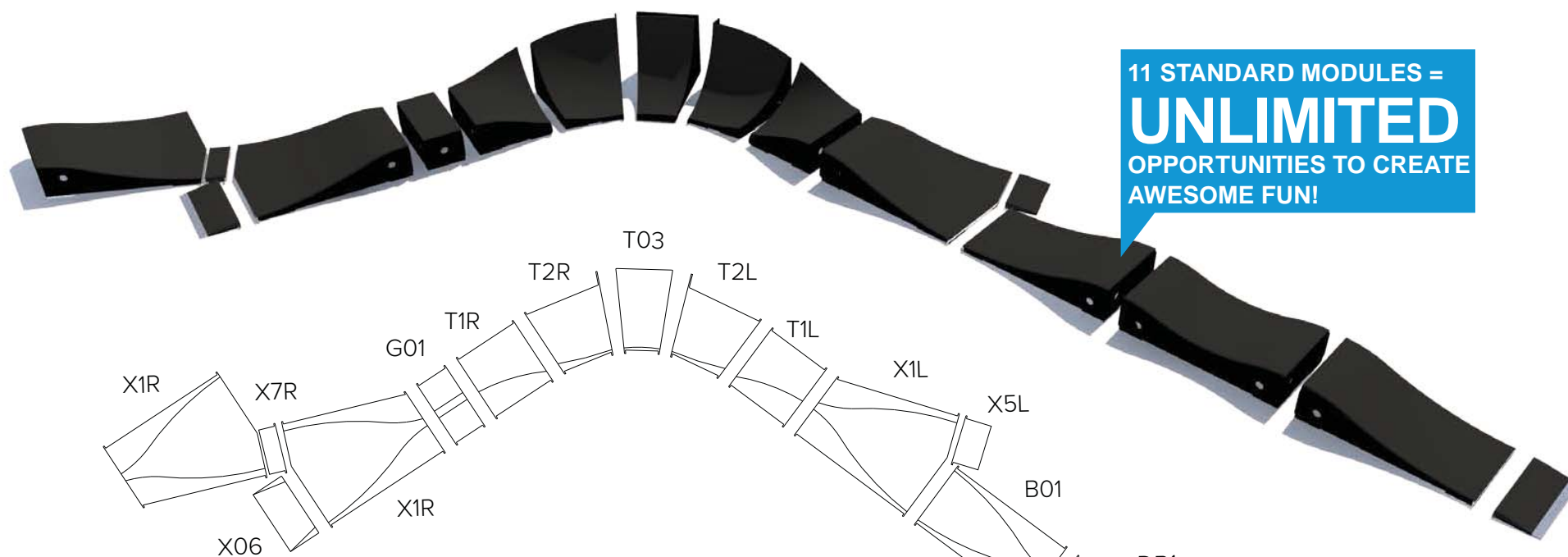
PLYWOOD COMPOSITE
PRODUCT CATALOGUE





PARKITECT

**MODULAR
PUMPTRACK**
DELIVERING FUN TO
COMMUNITIES

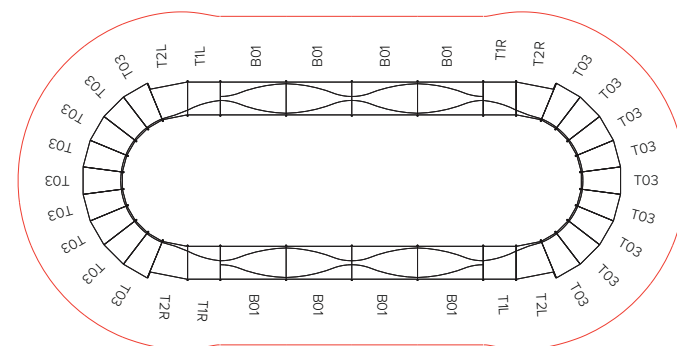


Modules Names & How They Are Used

T1L+R	Turn 1 module left or right
T2L+R	Turn 2 module left or right
T03	Turn 3 module
B01	Bump module
DB1	Double Bump module
G01	Gap module
X1L+R	Entry / exit module left or right
X4L+R	Flat start ramp module
X5L+R	Transition ramp to ground level for X1 or X4
X06	Transition ramp to ground level for B01 or X1
X7L+R	X1 to X1 connector module



Alternative Layouts

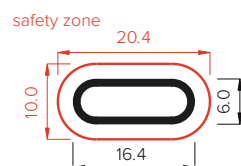


— Suggested 2m Safety Zone - Smooth, flat surface without any obstacle

Part Count

T1L+R	2+2
T2L+R	2+2
T03	18
B01	8

Installation Area



Key Specifications

Rideable surface length	36m
Layout area	98m ²
Net weight	1645kg
Shipping volume	25m ³

Materials

Reinforced composite fibreglass anti-slip riding surface.

Premium timber skeleton with film faced birch exterior grade plywood structure.

Stainless steel and galvanised reinforcing.

Stainless steel hardware.

Suggested Options & Accessories

Entry / Exit Kit

Accelerator Kit

City Armour Kit

Additional B01 Modules x 4

X1 Entry / Exit Modules (X1L & X1R)

Colours

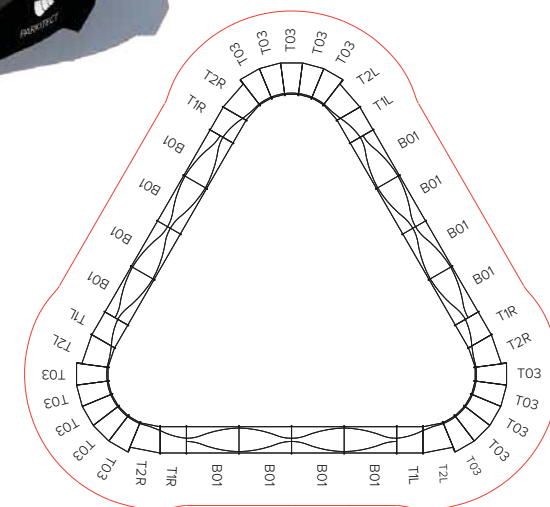




MODULAR PUMPTRACK TRISTAR



Alternative Layouts

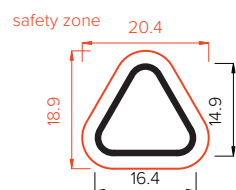


— Suggested 2m Safety Zone - Smooth, flat surface without any obstacle

Part Count

T1L+R	3+3
T2L+R	3+3
T03	15
B01	12

Installation Area



Key Specifications

Rideable surface length	46m
Layout area	244m ²
Net weight	1976kg
Shipping volume	32m ³

Materials

Reinforced composite fibreglass anti-slip riding surface.

Premium timber skeleton with film faced birch exterior grade plywood structure.

Stainless steel and galvanised reinforcing.

Stainless steel hardware.

Suggested Options & Accessories

Entry / Exit Kit

Accelerator Kit

City Armour Kit

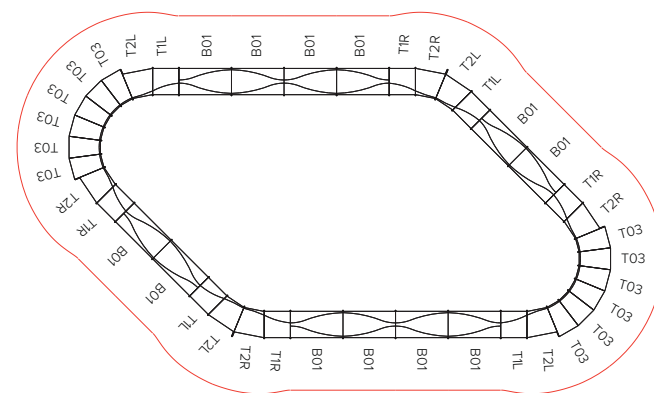
X1 Entry / Exit Modules (X1L & X1R)

Colours





Alternative Layouts

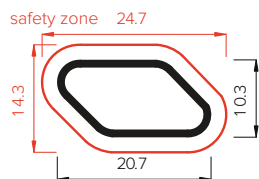


— Suggested 2m Safety Zone - Smooth, flat surface without any obstacle

Part Count

T1L+R	4+4
T2L+R	4+4
T03	12
B01	12

Installation Area



Key Specifications

Rideable surface length	48m
Layout area	213m ²
Net weight	1996kg
Shipping volume	32m ³

Materials

Reinforced composite fibreglass anti-slip riding surface.

Premium timber skeleton with film faced birch exterior grade plywood structure.

Stainless steel and galvanised reinforcing.

Stainless steel hardware.

Suggested Options & Accessories

Entry / Exit Kit

Accelerator Kit

City Armour Kit

Additional B01 Modules x 4

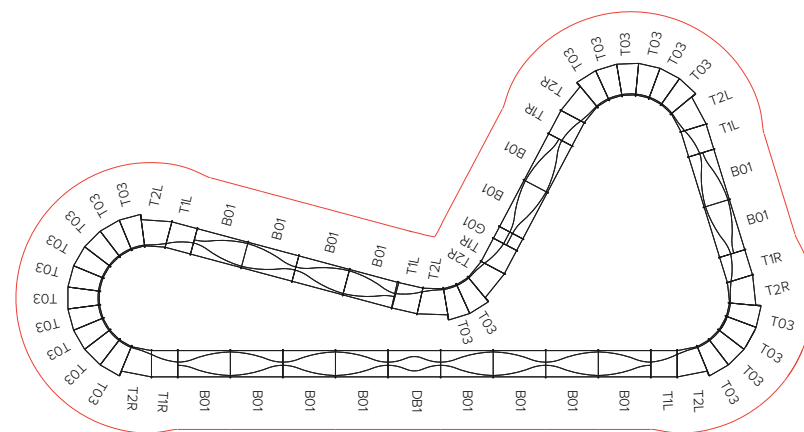
X1 Entry / Exit Modules (X1L & X1R)

Colours





Alternative Layouts

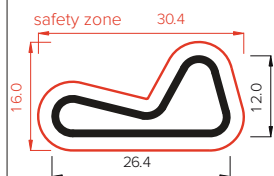


— Suggested 2m Safety Zone - Smooth, flat surface without any obstacle

Part Count

T1L+R	4+4
T2L+R	4+4
T03	22
B01	16
DB1	1
G01	2

Installation Area



Key Specifications

Rideable surface length	65m
Layout area	316m ²
Net weight	2821kg
Shipping volume	42m ³

Materials

Reinforced composite fibreglass
anti-slip riding surface.

Premium timber skeleton with film
faced birch exterior grade plywood
structure.

Stainless steel and galvanised
reinforcing.

Stainless steel hardware.

Suggested Options & Accessories

Entry / Exit Kit
Accelerator Kit
City Armour Kit
X1 Entry / Exit Modules (X1L & X1R)

Colours

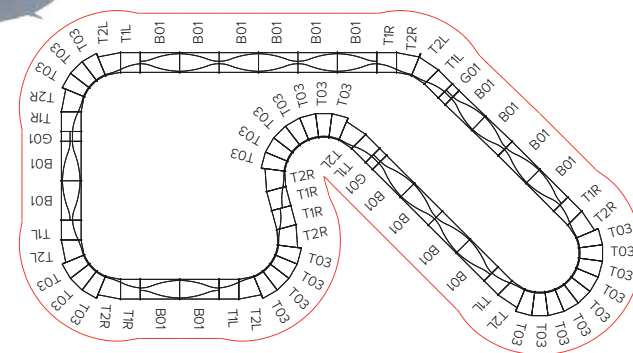




MODULAR PUMPTRACK ADVANCED



Alternative Layouts



— Suggested 2m Safety Zone - Smooth, flat surface without any obstacle

Part Count

T1L+R	6+6
T2L+R	6+6
T03	26
B01	18
G01	3

Installation Area



Key Specifications

Rideable surface length	79m
Layout area	379m ²
Net weight	3458kg
Shipping volume	50m ³

Materials

Reinforced composite fiberglass anti-slip riding surface.

Premium timber skeleton with film faced birch exterior grade plywood structure.

Stainless steel and galvanised reinforcing.

Stainless steel hardware.

Suggested Options & Accessories

Entry / Exit Kit

Accelerator Kit

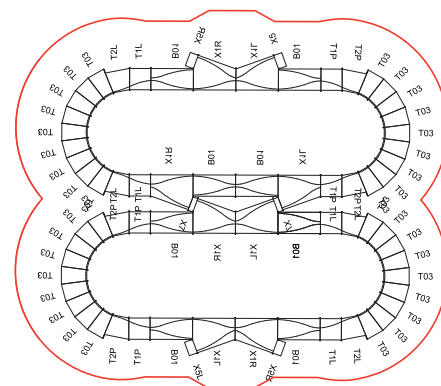
City Armour Kit

Additional B1 Modules x 4

X1 Entry / Exit Modules (X1L & X1R)

Colours





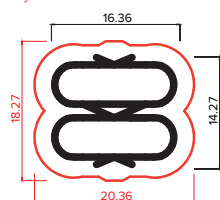
— Suggested 2m Safety Zone - Smooth, flat surface without any obstacle

Part Count

T1L+R	4+4
T2L+R	4+4
T03	36
B01	8
X1L+R	4+4
X5	4
X7	2

Installation Area

safety zone



Key Specifications

Rideable surface length	94m
Layout area	233m ²
Net weight	3180kg
Shipping volume	41m ³

Materials

Reinforced composite fibreglass anti-slip riding surface.

Premium timber skeleton with film faced birch exterior grade plywood structure.

Stainless steel and galvanised reinforcing.

Stainless steel hardware.

Suggested Options & Accessories

Entry / Exit Kit

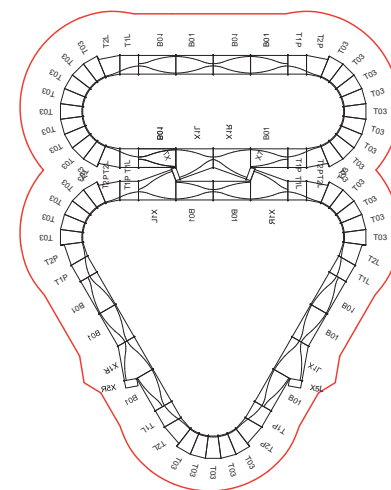
Accelerator Kit

City Armour Kit

X1 Entry / Exit Modules (X1L & X1R)

Colours





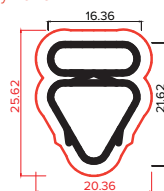
— Suggested 2m Safety Zone - Smooth, flat surface without any obstacle

Part Count

T1L+R	5+5
T2L+R	5+5
T03	33
B01	14
X1L+R	3+3
X5	2
X7	2

Installation Area

safety zone



Key Specifications

Rideable surface length	99m
Layout area	354m ²
Net weight	3446kg
Shipping volume	45m ³

Materials

Reinforced composite fibreglass anti-slip riding surface.

Premium timber skeleton with film faced birch exterior grade plywood structure.

Stainless steel and galvanised reinforcing.

Stainless steel hardware.

Suggested Options & Accessories

Entry / Exit Kit

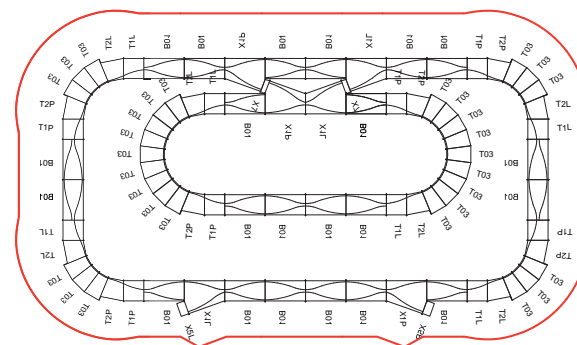
Accelerator Kit

City Armour Kit

X1 Entry / Exit Modules (X1L & X1R)

Colours



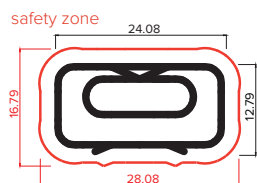


— Suggested 2m Safety Zone - Smooth, flat surface without any obstacle

Part Count

T1L+R	6+6
T2L+R	6+6
T03	30
B01	24
X1L+R	3+3
X5	2
X7	2

Installation Area



Key Specifications

Rideable surface length	120m
Layout area	308m ²
Net weight	4192kg
Shipping volume	53m ³

Materials

Reinforced composite fibreglass
anti-slip riding surface.

Premium timber skeleton with film
faced birch exterior grade plywood
structure.

Stainless steel and galvanised
reinforcing.

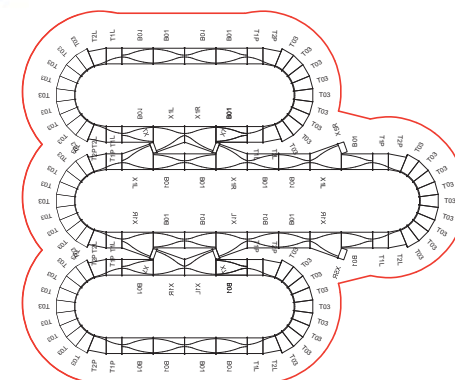
Stainless steel hardware.

Suggested Options & Accessories

Entry / Exit Kit
Accelerator Kit
City Armour Kit
X1 Entry / Exit Modules (X1L & X1R)

Colours





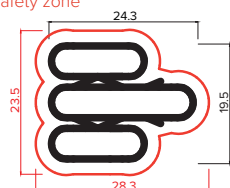
— Suggested 2m Safety Zone - Smooth, flat surface without any obstacle

Part Count

T1L+R	6+6
T2L+R	6+6
T03	54
B01	24
X1L+R	5+5
X5	2
X7	4

Installation Area

safety zone



Key Specifications

Rideable surface length	154m
Layout area	477m ²
Net weight	5340kg
Shipping volume	67m ³

Materials

Reinforced composite fibreglass anti-slip riding surface.

Premium timber skeleton with film faced birch exterior grade plywood structure.

Stainless steel and galvanised reinforcing.

Stainless steel hardware.

Suggested Options & Accessories

Entry / Exit Kit

Accelerator Kit

City Armour Kit


X1 Entry / Exit Modules (X1L & X1R)

Colours




MODULAR PUMPTRACK RHYTHM STRAIGHTS

BEGINNERS



INTERMEDIATE



PRO PLUS



Part Count

B01	6
DB1	1
X06	2

Key Specifications

Rideable surface length	15m
Layout area	15m ²
Net weight	523kg
Shipping volume	6m ³
Fits on	2 pallets
Assembly time	20 mins

Installation Area




Part Count

B01	12
DB1	2
X06	2

Key Specifications

Rideable surface length	29m
Layout area	29m ²
Net weight	996kg
Shipping volume	11m ³
Fits on	4 pallets
Assembly time	30 mins

Installation Area



Part Count

T1L+R	4+4
T2L+R	4+4
T03	6
B01	12
DB1	2
X06	2

Key Specifications

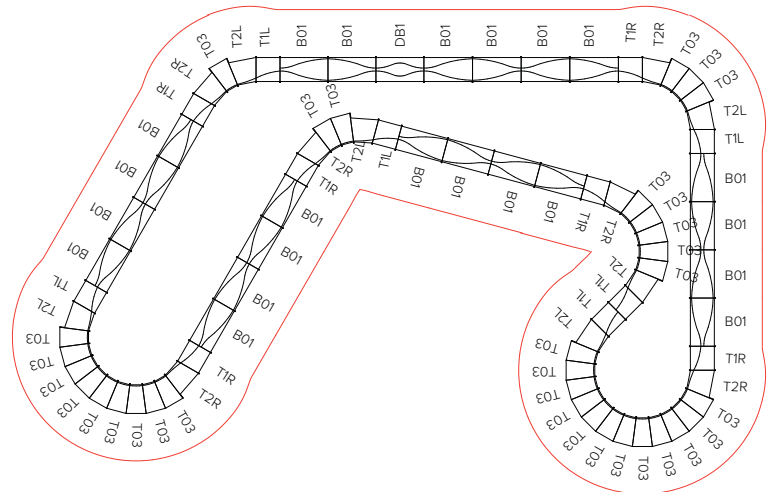

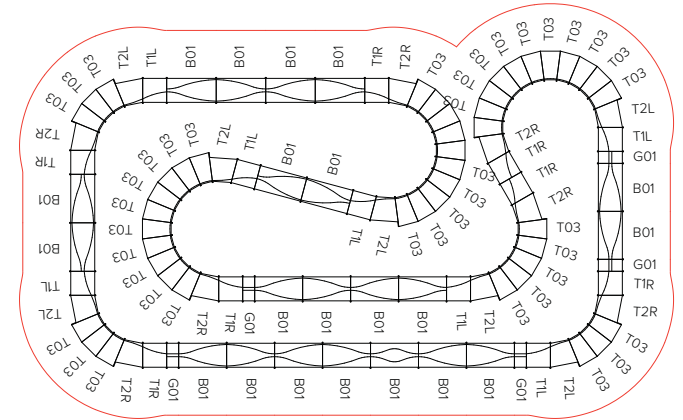

Rideable surface length	50m
Layout area	44m ²
Net weight	1876kg
Shipping volume	29m ³
Fits on	9 pallets
Assembly time	60 mins

Installation Area



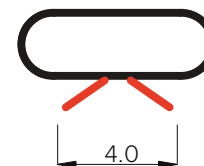



MODULAR PUMPTRACK CUSTOM DESIGNS





MODULAR PUMPTRACK UPGRADE KITS



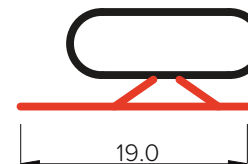
Entry / Exit Kit

The Entry/Exit kit provides the modules & hardware necessary to add an entry & exit point to any Modular Pumptrack.

Modules Included:

X1L	1
X1R	1
X5L	1
X5R	1

This kit is compatible with any new or existing layout. It can be purchased as an upgrade in conjunction with a new order or sold separately as an addition to an existing track.



Accelerator Kit

The Accelerator kit provides the modules & hardware necessary to add a straight 'acceleration' line that intersects with any Modular Pumptrack.

Modules Included:

X1L+R	2+2
X7L+R	1+1
B01	6
G01	4
X06	2

This kit is compatible with any new or existing layout. It can be purchased as an upgrade in conjunction with a new order or sold separately as an addition to an existing track.

MODULAR PUMPTRACK X MODULES

X1 - Entry / Exit Module

The X1 is a B01 shaped entry & exit point.

Designed to provide a dedicated entry & exit point for any track. X1's provide a defined start & finish point keeping the flow of rider traffic smoother & easier to manage in any installation or location.

They allow riders to carry their speed whilst entering the track with better momentum for a fun & safer ride.


X1's also allow you to join a track to other tracks & pathways.



X5 - Ramp to Ground

The X5 provides a transition ramp from a X1 or X4 to ground level.

This transition module brings the riding surface of the X1 interface seamlessly down to ground level.



X7 - X1 to X1 Connector

The X7 connects one X1 module to another X1 module.


This allows one track to join to another track or rhythm straight.



X6 - Ramp to Ground

The X6 provides a transition ramp from a B1 to ground level.

This transition module brings the riding surface of the B1 seamlessly down to ground level.



MODULAR PUMPTRACK CITY ARMOUR

City Armour - CA1

City Armour for covering the front bolts and recess of the T03 module.

The CA1 covers the bolts to prevent tampering and improves safety on the side of the T03 corner module.

CA1 can be permanently fixed using hardware provided or easily installed without fasteners as an excellent addition for events.



City Armour - CA3

City Armour for covering the bolts at the low side of the bump (B01) module.

The CA3 fixes over the galvanised angles used to join the low side of two bump modules providing a tidy and safe cover.

CA3 is permanently or semi-permanently fixed using the standard M10 bolts & dome nuts.



City Armour - CA2

City Armour for covering the back cavity of the T03 module

The CA2 covers the open back cavity of the T03 module, it covers all bolts to prevent tampering and stop build up of trash & debris.

The CA2 panels offer an excellent location for branding with logos & other signage.

CA2 is permanently fixed using vandal tamper hardware supplied.

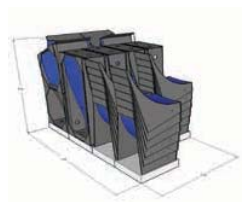


Tamper Resistant Hardware

Tamper resistant hardware uses stainless 'pin-hex' button head security screws with washers and internal coupling nuts.

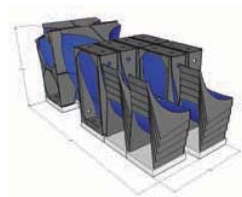
The internal pin stops the use of standard hex tools improving the tamper resistance of all hardware.





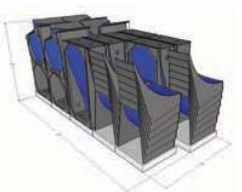
Speed Ring

Shipping / Storage Volume	25m3
Shipping Weight	1580kg
Pallet Count	7
Package Size (LxWxH)	4.4m x 2.4m x 2.4m



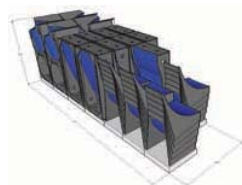
Tristar

Shipping / Storage Volume	32m3
Shipping Weight	1976kg
Pallet Count	10
Package Size (LxWxH)	5.5m x 2.4m x 2.4m



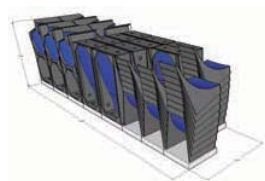
Quadragon

Shipping / Storage Volume	32m3
Shipping Weight	2032kg
Pallet Count	9
Package Size (LxWxH)	5.5m x 2.4m x 2.4m



World Cup

Shipping / Storage Volume	42m3
Shipping Weight	2823kg
Pallet Count	13
Package Size (LxWxH)	7.4m x 2.4m x 2.4m




Advanced

Shipping / Storage Volume	50m3
Shipping Weight	3474kg
Pallet Count	16
Package Size (LxWxH)	8.7m x 2.4m x 2.4m


MODULAR PUMPTRACK

SHIPPING / STORAGE / PACKAGING




Infinity Loop

Shipping / Storage Volume	41m3
Shipping Weight	3180kg
Pallet Count	
Package Size (LxWxH)	



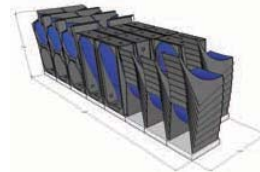
Speedstar

Shipping / Storage Volume	45m3
Shipping Weight	3446kg
Pallet Count	
Package Size (LxWxH)	



Engulf

Shipping / Storage Volume	53m3
Shipping Weight	4192kg
Pallet Count	
Package Size (LxWxH)	



Enterprise

Shipping / Storage Volume	67m3
Shipping Weight	5340kg
Pallet Count	
Package Size (LxWxH)	




PARKITECT



**BEST BIKE INFRASTRUCTURE
COMPANY - EUROPE**
WINNER 2016



ISPO AWARD GOLD
WINNER 2016/2017



ISPO BRANDNEW AWARD
WINNER 2014/2015



EUROBIKE GOLD AWARD
WINNER 2015



BUDMA GOLD AWARD
WINNER 2014



PARKITECT

**MODULAR
PUMPTRACK**
DELIVERING FUN TO
COMMUNITIES

PARKITECT AG
info@parkitect.ch
www.parkitect.ch

DEALER: